




QROXTM
QUARTZ ROXSTONE

Where every surface **Holds a story,**
and every story **Begins with heart.**



**Elevating
everyday
activities**
into meaningful
moments.



QROX is a leading quartz manufacturing company that prides itself on its exceptional quality and precision in producing quartz products. With revolutionary technology and a team of highly skilled professionals, QROX consistently delivers exceptional quartz materials that meet the highest industry standards. With an impressive yearly production capacity of 3,57,000 sq. m. and a plant area of over 20,000 sq.m. QROX has established itself as a reliable supplier for various industries such as construction, electronics, telecommunications, and many more.

QROX's advanced manufacturing facilities enable us to produce a wide range of quartz products and customized solutions to meet the specific needs of our clients. Our commitment to innovation and continuous improvement ensures that our products not only meet but exceed industry standards, making us a trusted partner for businesses worldwide.

Production
capacity
3,57,000
Sq. Mtr.
Per year

Plant
area
20,000
Sq. Mtr.

Nature, An Endless Source Of Inspiration

Since time immemorial nature has inspired man. Its shapes, its textures, its beauty and grandeur have been reflected in works of all kinds.

But man's inspiration from nature is not restricted to artistic creations, imitating nature has been key to our evolution.

If we've been capable to fly, it's thanks to imitating birds' wings. If we've been capable to find water in the most arid spots, it's thanks to the animals living in deserts. If we've been able to use the sun's energy, it's thanks to plants.



QROX™
QUARTZ ROXSTONE

TECHNICAL PROPERTIES



Fire Resistance



Abrasion Resistance



Coefficient in Linear Thermal Expansion



Flexural Strength



Slip Resistance



Zero water Absorption



Scratch Resistance



Apparent Density



Chemical Resistance



Impact Resistance



Crystalline Silica

Quartz Applications



Reception



Tables & Counters



Wall Plaques, Shelves



Desks



Educational Centres



Bathroom Surfaces



Kitchen Countertop



Culinary Stations



Industrial Kitchens



Sink Stations



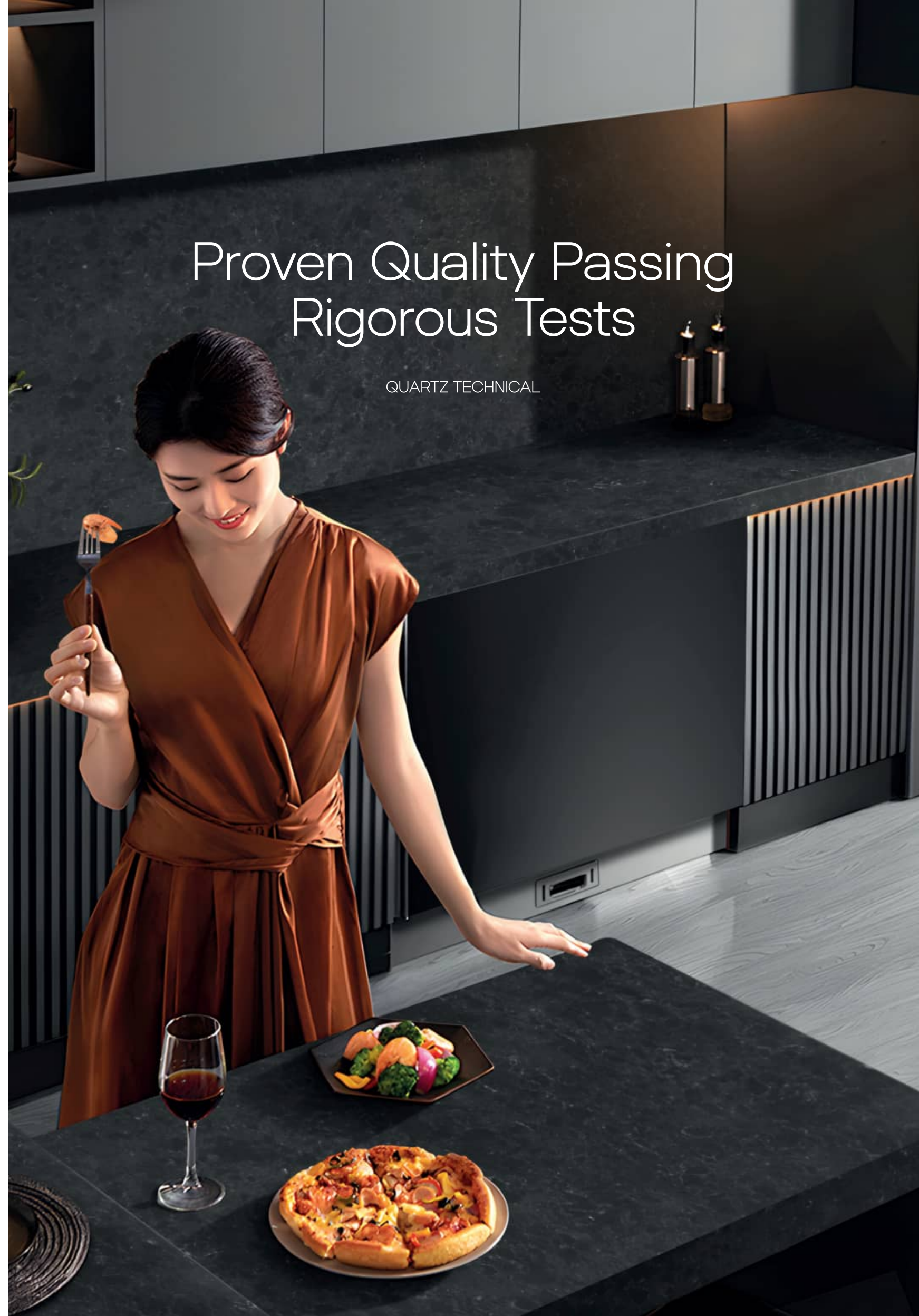
Restaurants

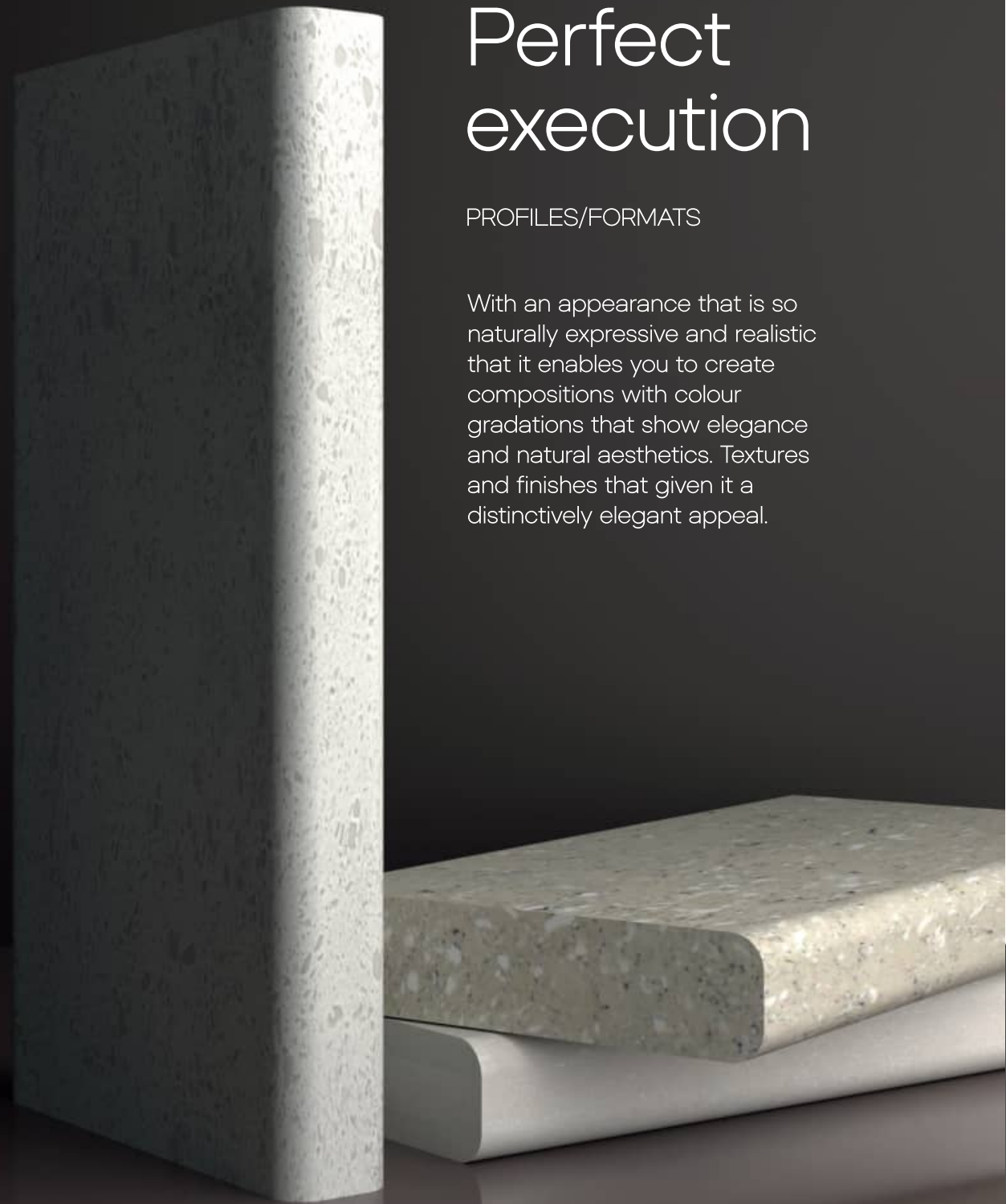


Public Spaces

Proven Quality Passing Rigorous Tests

QUARTZ TECHNICAL






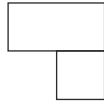
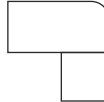
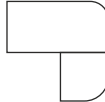
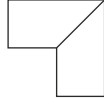



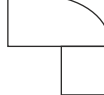
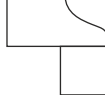


Perfect execution

PROFILES/FORMATS

With an appearance that is so naturally expressive and realistic that it enables you to create compositions with colour gradations that show elegance and natural aesthetics. Textures and finishes that given it a distinctively elegant appeal.

EDGE PROFILES

- | | | |
|---|--|---|
|  Straight Edge |  Rounded Edge |  Bullnose Edge |
|  Straight Edge Laminated |  Rounded Edge Laminated |  Bullnose Edge Laminated |
|  Straight Mitred Edge |  Cover Edge |  Ogee Edge |
|  Polished Bevel Edge |  Coved Edge Laminated |  Roman Ogee Edge Laminated |



Size

- | | |
|-----------------|-----------------|
| 3220mm x 1620mm | 3150mm x 1450mm |
| 3050mm x 1250mm | 3000mm x 800mm |

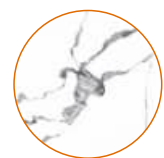
Thickness

- | | |
|------|------|
| 15mm | 18mm |
| 20mm | 30mm |

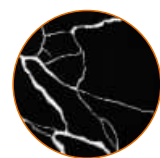


INTERACTIVE INDEX

1. ARIES GOLD STATUARIO



Alaskan Wave



Calacatta Bianco



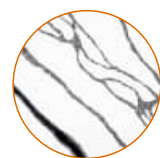
Calacatta Crema



Calacatta Royal



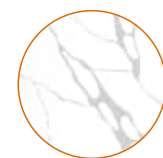
Calacatta Spectra



Calacatta Impression




Calacatta Mono



Calacatta Regular

2. COLOURFUL BLISS



Crushed Ice



Marmo Creama



Oyster Grey



Sand Castle




Sun Glow



Sweden


3. AURORA ONIX



Alpine White



Blue Exotica




Green Exotica



Green Valley



Mari Gold




Reef Gold


4. ELEGANT



Carara Regular



Cosmic Brown



Exotica



Mocha




Nero




Pearl White



Radiant




Royal Dream



Seren Dreams




Snow White



Storm




Twilight Glow



Umber


5. SNOWMOON



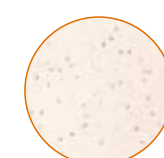
Bianco Illusion



Blanco



Canyon Ivory



Coastal Beige



Dark Grey




Glitter Beige



Gress Astoria



Ice white




Titon Bristol




Toumaline



Vanilla



White Glitter




Winter White



Lincoln


6. CRYSTALLINE




Snow Flakes




Qara



Coastal Ivory




Essel Brown




Star Beige




Brown Antracita



Gress Sparkle




Andasite



Gold Crystal



Red Crystal




Azure Blue



SERIES:

ARIES GOLD STATUARIO






ALASKAN WAVE

Sizes:
1620x3220mm | 1450x3150mm

Thickness:
20mm | 30mm





CALACATTA BIANCO

Sizes:
1620x3220mm | 1450x3150mm

Thickness:
20mm | 30mm





CALACATTA CREMA

Sizes:
1620x3220mm | 1450x3150mm

Thickness:
20mm | 30mm





CALACATTA ROYAL

Sizes:
1620x3220mm | 1450x3150mm

Thickness:
20mm | 30mm





CALACATTA SPECTRA

Sizes:
1620x3220mm | 1450x3150mm

Thickness:
20mm | 30mm





CALCUTTA IMPRESSION

Sizes:
1620x3220mm | 1450x3150mm

Thickness:
20mm | 30mm





CALCUTTA MONO

Sizes:
1620x3220mm | 1450x3150mm

Thickness:
20mm | 30mm





CALCUTTA REGULAR

Sizes:
1620x3220mm | 1450x3150mm

Thickness:
20mm | 30mm





SERIES:

COLOURFUL BLISS





CRUSHED ICE

Sizes:
3220mm x 1620mm | 3150mm x 1450mm
3050mm x 1250mm | 3000mm x 800mm

Thickness:
15mm | 18mm | 20mm | 30mm





MARMO CREAMA

Sizes:
3220mm x 1620mm | 3150mm x 1450mm
3050mm x 1250mm | 3000mm x 800mm

Thickness:
15mm | 18mm | 20mm | 30mm





OYSTER GREY

Sizes:
3220mm x 1620mm | 3150mm x 1450mm
3050mm x 1250mm | 3000mm x 800mm

Thickness:
15mm | 18mm | 20mm | 30mm





SAND CASTLE

Sizes:
3220mm x 1620mm | 3150mm x 1450mm
3050mm x 1250mm | 3000mm x 800mm

Thickness:
15mm | 18mm | 20mm | 30mm





SUN GLOW

Sizes:
3220mm x 1620mm | 3150mm x 1450mm
3050mm x 1250mm | 3000mm x 800mm

Thickness:
15mm | 18mm | 20mm | 30mm





SWEDEN

Sizes:
3220mm x 1620mm | 3150mm x 1450mm
3050mm x 1250mm | 3000mm x 800mm

Thickness:
15mm | 18mm | 20mm | 30mm





SERIES:

AURORA ONIX





ALPINE WHITE

Sizes:
3220mm x 1620mm | 3150mm x 1450mm
3050mm x 1250mm | 3000mm x 800mm

Thickness:
15mm | 18mm | 20mm | 30mm





BLUE EXOTICA

Sizes:
3220mm x 1620mm | 3150mm x 1450mm
3050mm x 1250mm | 3000mm x 800mm

Thickness:
15mm | 18mm | 20mm | 30mm





GREEN EXOTICA

Sizes:
3220mm x 1620mm | 3150mm x 1450mm
3050mm x 1250mm | 3000mm x 800mm

Thickness:
15mm | 18mm | 20mm | 30mm





GREEN VALLEY

Sizes:
3220mm x 1620mm | 3150mm x 1450mm
3050mm x 1250mm | 3000mm x 800mm

Thickness:
15mm | 18mm | 20mm | 30mm





MARI GOLD

Sizes:
3220mm x 1620mm | 3150mm x 1450mm
3050mm x 1250mm | 3000mm x 800mm

Thickness:
15mm | 18mm | 20mm | 30mm





REEF GOLD

Sizes:
3220mm x 1620mm | 3150mm x 1450mm
3050mm x 1250mm | 3000mm x 800mm

Thickness:
15mm | 18mm | 20mm | 30mm





SERIES:

ELEGANT





CARARA REGULAR

Sizes:
3220mm x 1620mm | 3150mm x 1450mm
3050mm x 1250mm | 3000mm x 800mm

Thickness:
15mm | 18mm | 20mm | 30mm





COSMIC BROWN

Sizes:
3220mm x 1620mm | 3150mm x 1450mm
3050mm x 1250mm | 3000mm x 800mm

Thickness:
15mm | 18mm | 20mm | 30mm





EXOTICA

Sizes:
3220mm x 1620mm | 3150mm x 1450mm
3050mm x 1250mm | 3000mm x 800mm

Thickness:
15mm | 18mm | 20mm | 30mm






MOCHA

Sizes:
3220mm x 1620mm | 3150mm x 1450mm
3050mm x 1250mm | 3000mm x 800mm

Thickness:
15mm | 18mm | 20mm | 30mm





NERO

Sizes:
3220mm x 1620mm | 3150mm x 1450mm
3050mm x 1250mm | 3000mm x 800mm

Thickness:
15mm | 18mm | 20mm | 30mm





PEARL WHITE


Sizes:

3220mm x 1620mm | 3150mm x 1450mm
3050mm x 1250mm | 3000mm x 800mm

Thickness:

15mm | 18mm | 20mm | 30mm






RADIANT

Sizes:
3220mm x 1620mm | 3150mm x 1450mm
3050mm x 1250mm | 3000mm x 800mm

Thickness:
15mm | 18mm | 20mm | 30mm





ROYAL DREAM

Sizes:
3220mm x 1620mm | 3150mm x 1450mm
3050mm x 1250mm | 3000mm x 800mm

Thickness:
15mm | 18mm | 20mm | 30mm






SEREN DREAMS

Sizes:
3220mm x 1620mm | 3150mm x 1450mm
3050mm x 1250mm | 3000mm x 800mm

Thickness:
15mm | 18mm | 20mm | 30mm






SNOW WHITE

Sizes:
3220mm x 1620mm | 3150mm x 1450mm
3050mm x 1250mm | 3000mm x 800mm

Thickness:
15mm | 18mm | 20mm | 30mm





STORM

Sizes:
3220mm x 1620mm | 3150mm x 1450mm
3050mm x 1250mm | 3000mm x 800mm

Thickness:
15mm | 18mm | 20mm | 30mm





TWILIGHT GLOW

Sizes:
3220mm x 1620mm | 3150mm x 1450mm
3050mm x 1250mm | 3000mm x 800mm

Thickness:
15mm | 18mm | 20mm | 30mm





UMBER

Sizes:
3220mm x 1620mm | 3150mm x 1450mm
3050mm x 1250mm | 3000mm x 800mm

Thickness:
15mm | 18mm | 20mm | 30mm






SERIES:

SNOWMOON





BIANCO ILLUSION

Sizes:
3220mm x 1620mm | 3150mm x 1450mm
3050mm x 1250mm | 3000mm x 800mm

Thickness:
15mm | 18mm | 20mm | 30mm






BLANCO

Sizes:
3220mm x 1620mm | 3150mm x 1450mm
3050mm x 1250mm | 3000mm x 800mm

Thickness:
15mm | 18mm | 20mm | 30mm






CANYON IVORY

Sizes:
3220mm x 1620mm | 3150mm x 1450mm
3050mm x 1250mm | 3000mm x 800mm

Thickness:
15mm | 18mm | 20mm | 30mm





COASTAL BEIGE

Sizes:
3220mm x 1620mm | 3150mm x 1450mm
3050mm x 1250mm | 3000mm x 800mm

Thickness:
15mm | 18mm | 20mm | 30mm






DARK GREY

Sizes:
3220mm x 1620mm | 3150mm x 1450mm
3050mm x 1250mm | 3000mm x 800mm

Thickness:
15mm | 18mm | 20mm | 30mm





GLITTER BEIGE

Sizes:
3220mm x 1620mm | 3150mm x 1450mm
3050mm x 1250mm | 3000mm x 800mm

Thickness:
15mm | 18mm | 20mm | 30mm





GRESS ASTORIA

Sizes:
3220mm x 1620mm | 3150mm x 1450mm
3050mm x 1250mm | 3000mm x 800mm

Thickness:
15mm | 18mm | 20mm | 30mm





ICE WHITE

Sizes:
3220mm x 1620mm | 3150mm x 1450mm
3050mm x 1250mm | 3000mm x 800mm

Thickness:
15mm | 18mm | 20mm | 30mm






TITON BRISTOL

Sizes:
3220mm x 1620mm | 3150mm x 1450mm
3050mm x 1250mm | 3000mm x 800mm

Thickness:
15mm | 18mm | 20mm | 30mm





TOURMALINE

Sizes:
3220mm x 1620mm | 3150mm x 1450mm
3050mm x 1250mm | 3000mm x 800mm

Thickness:
15mm | 18mm | 20mm | 30mm





VANILLA

Sizes:
3220mm x 1620mm | 3150mm x 1450mm
3050mm x 1250mm | 3000mm x 800mm

Thickness:
15mm | 18mm | 20mm | 30mm





WHITE GLITTER

Sizes:
3220mm x 1620mm | 3150mm x 1450mm
3050mm x 1250mm | 3000mm x 800mm

Thickness:
15mm | 18mm | 20mm | 30mm





WINTER WHITE

Sizes:
3220mm x 1620mm | 3150mm x 1450mm
3050mm x 1250mm | 3000mm x 800mm

Thickness:
15mm | 18mm | 20mm | 30mm





LINCOLN

Sizes:
3220mm x 1620mm | 3150mm x 1450mm
3050mm x 1250mm | 3000mm x 800mm

Thickness:
15mm | 18mm | 20mm | 30mm





SERIES:

CRYSTALLINE







SNOW FLAKES

Sizes:
3220mm x 1620mm | 3150mm x 1450mm
3050mm x 1250mm | 3000mm x 800mm

Thickness:
15mm | 18mm | 20mm | 30mm






QARA

Sizes:
3220mm x 1620mm | 3150mm x 1450mm
3050mm x 1250mm | 3000mm x 800mm

Thickness:
15mm | 18mm | 20mm | 30mm






COASTAL IVORY

Sizes:
3220mm x 1620mm | 3150mm x 1450mm
3050mm x 1250mm | 3000mm x 800mm

Thickness:
15mm | 18mm | 20mm | 30mm





ESSEL BROWN

Sizes:
3220mm x 1620mm | 3150mm x 1450mm
3050mm x 1250mm | 3000mm x 800mm

Thickness:
15mm | 18mm | 20mm | 30mm






STAR BEIGE

Sizes:
3220mm x 1620mm | 3150mm x 1450mm
3050mm x 1250mm | 3000mm x 800mm

Thickness:
15mm | 18mm | 20mm | 30mm






BROWN ANTRACITA

Sizes:
3220mm x 1620mm | 3150mm x 1450mm
3050mm x 1250mm | 3000mm x 800mm

Thickness:
15mm | 18mm | 20mm | 30mm






GRESS SPARKEL

Sizes:
3220mm x 1620mm | 3150mm x 1450mm
3050mm x 1250mm | 3000mm x 800mm

Thickness:
15mm | 18mm | 20mm | 30mm





ANDASITE

Sizes:
3220mm x 1620mm | 3150mm x 1450mm
3050mm x 1250mm | 3000mm x 800mm

Thickness:
15mm | 18mm | 20mm | 30mm





GOLD CRYSTAL

Sizes:
3220mm x 1620mm | 3150mm x 1450mm
3050mm x 1250mm | 3000mm x 800mm

Thickness:
15mm | 18mm | 20mm | 30mm






RED CRYSTAL

Sizes:
3220mm x 1620mm | 3150mm x 1450mm
3050mm x 1250mm | 3000mm x 800mm

Thickness:
15mm | 18mm | 20mm | 30mm





AZURE BLUE










Sizes:
3220mm x 1620mm | 3150mm x 1450mm
3050mm x 1250mm | 3000mm x 800mm

Thickness:
15mm | 18mm | 20mm | 30mm



ECO-FRIENDLY MANUFACTURING FOR THE ENVIRONMENT

Qrox Quartz Employs An Eco-friendly Manufacturing Process Utilizing Cutting-edge Technology.

 99% filtering of volatile organic compounds (voc's)	 94% of Water is Recycled
 Reduction of Water Usage	 Energy Saving By Not Using New Raw Materials
 Re-use of obsolete and discarded items	 Reduction in use of natural resources and de-forestation
 Emission Reductions Throughout the Manufacturing Process	 Advanced Use Of Filtering Systems
 Reduces landfill Waste	

RECOMMENDATIONS FOR CARE AND MAINTENANCE

For periodic maintenance of Qrox quartz materials: Due to their exceptional physical and chemical characteristics, only regular cleaning is needed using a neutral pH product such as soap or detergent. Rinse with water and dry with a dry microfiber cloth or absorbent paper towel. To eliminate any remaining residues (e.g., oil, fat, wine, vinegar, lemon, soft drinks, coffee, etc.) from the QROX quartz surface, simply wipe with a damp cloth impregnated with neutral pH detergent, then rinse with water and dry thoroughly.

TECHNICAL SPECIFICATIONS

TESTS PERFORMED	TEST STANDARDS	TEST RESULTS
Water Absorption	ASTM C 97, EN 99, PR En14617-1 BS6431:PART 11	0.02-0.05/ 0.0514/ 0.02
Thermal Expansion Linear Coefficient Of T.e	NFP, EN 103 ASTM4535	20-30
Surface Hardness	En101, Cn10631	6 - 7
Density	ASTM C97 CNS11321 B56431:PART 13	2350 - 2450
Resistance To Fire	DIN4102	B1
Compressive Strength	ASTM C170 CNS11319	235-250 /180-190
Flexural Strength Module	En100, CNS1322 ASTM C97 BS6431:PART12	28-40, 6100
Angle		No visible change
Glossiness		65
Shock Resistance	ASTM C848	No Scaling
Chemical Resistance (resistance to acid)	PR EN 14617-10 BS6431:PART12	cl.C4 class 1/ class AA
Resistance To Deep Abrasion	En102, astm C241 CNS11320	No Defect Observed
Resistance To De-icing Salts	ASTM C 672	120-180 4810
Resistance To Rapid Freezing & Thawing	ASTM C 666 DIN 52104	Levigato 320=R9, Ponce 320=R9, Honed 320=R9 1.2060
Impact Resistance	Pr EN 14617-09	5,+ -2
Slippage Resistance	DIN51130/ASTM E 303	Levigato 320 R9, Ponce 320 R9, Honed 320 R9

An ISO 9001: 2015, 14001: 2015, 45001: 2018, CE 4150, NSF, GREENGUARD





QROX SURFACES

Block No - 636, At & Po : Sonasan, Salal-Sonasan Road,
Ta : Prantij - 383210, Dist : Sabar Kantha, Gujarat, India.

+91 99099 99354
info@qrox.in | www.qrox.in